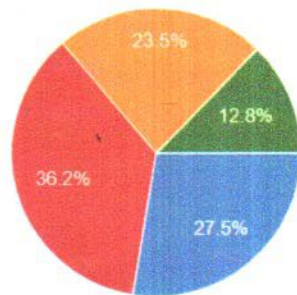


## OVERALL FEEDBACK 2020-21

The feedback taken from students about the overall experience about the college reveals the following facts

Select your Class

345 responses

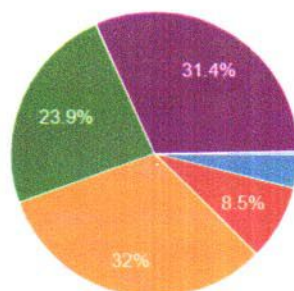


A total of 346 students from B.A. 1<sup>st</sup>, 3<sup>rd</sup>, 5<sup>th</sup>, and B.Sc. 1<sup>st</sup> semester participated in the feedback

- B.A. 1st semester
- B.A. 3rd Semester
- B.A. 5th Semester
- B.Sc. 1st Semester

1.Content of Syllabi of the Courses

331 responses



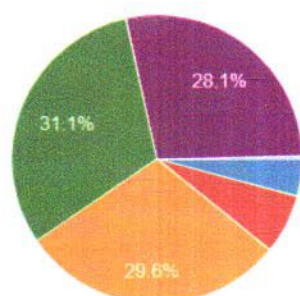
About 87.3 % students satisfied with the content of the syllabus

- 1-Below Average
- 2- Average
- 3- Good
- 4- Very Good
- 5- Excellent
- Not Applicable

*ilg*  
*28/12/21*  
Principal  
Silapathar College  
Silapathar

## 2. Extent of Syllabi Covered in the Class.

331 responses

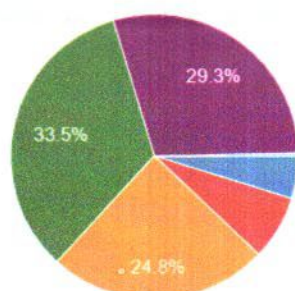


About 88.8 % students are satisfied with the syllabus covered

- 1-Below Average
- 2-Average
- 3-Good
- 4-Very Good
- 5-Excellent
- Not Applicable

## 3. Delivery of Syllabi in the Class

331 responses

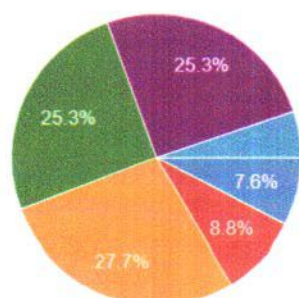


About 87.6 % students are satisfied with the delivery of syllabi in the class

- 1-Below Average
- 2-Average
- 3-Good
- 4-Very Good
- 5-Excellent
- Not Applicable

## 4. Use of Teaching Aids and ICT in the Class to Facilitate Teaching

328 responses



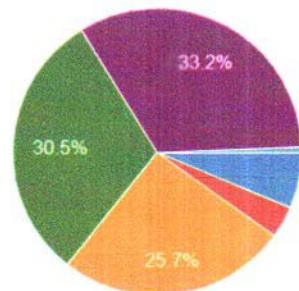
About 78.3 % students are satisfied with the use of teaching aids and ICT tools

- 1-Below Average
- 2-Average
- 3-Good
- 4-Very Good
- 5-Excellent
- Not Applicable

Principal  
Silapathar College  
Silapathar

### 5. Overall Experience with Internal Assessment (Quiz, Assignments, Presentations etc.)

331 responses

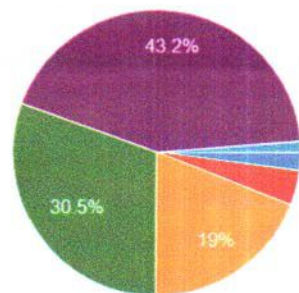


- 1-Below Average
- 2-Average
- 3-Good
- 4-Very Good
- 5-Excellent
- Not Applicable

About 89.4 % students are satisfied with the internal assessment (Quiz, Assignments, and Presentations etc.)

### 6. Student Teacher Interaction

331 responses

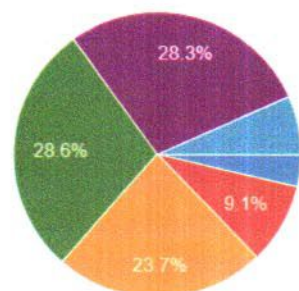


- 1-Below Average
- 2-Average
- 3-Good
- 4-Very Good
- 5-Excellent
- Not Applicable

About 92.7 % students are satisfied with student teacher interaction

### 7. Integration of Theory and Practical in Classes (wherever applicable)

329 responses



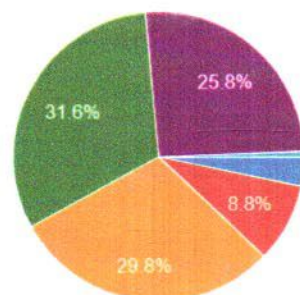
- 1-Below Average
- 2-Average
- 3-Good
- 4-Very Good
- 5-Excellent
- Not Applicable

About 80.6 % students are satisfied with the integration of theory and practical

*28/12/21*  
Principal  
Silapathar College  
Silapathar

### 8. Overall Learning Experience

329 responses

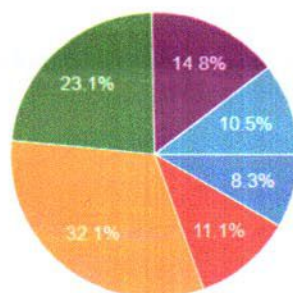


About 87.2 % students are satisfied with the overall learning experience

- 1-Below Average
- 2-Average
- 3-Good
- 4-Very Good
- 5-Excellent
- Not Applicable

### 9. Condition of Lab Equipment

324 responses

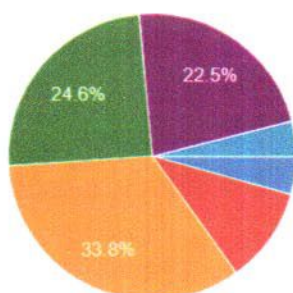


About 70.0 % students are satisfied with the lab equipment

- 1-Below Average
- 2-Average
- 3-Good
- 4-Very Good
- 5-Excellent
- Not Applicable

### 10. Availability of Online Resources

325 responses



About 80.9% students are satisfied with online resources

- 1-Below Average
- 2-Average
- 3-Good
- 4-Very Good
- 5-Excellent
- Not Applicable

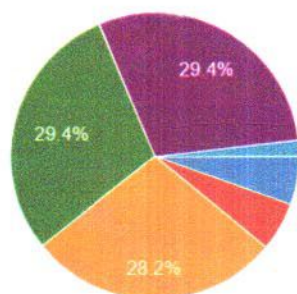
Principal  
Silapathar College  
Silapathar



11. Availability of faculty after class hours for guidance.

326 responses

About 87 % students are satisfied with the availability of teachers after class hours for guidance

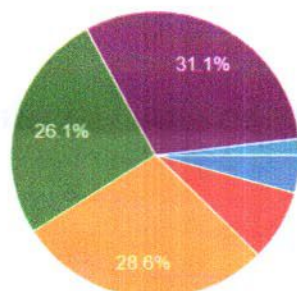


- 1-Below Average
- 2-Average
- 3-Good
- 4-Very Good
- 5-Excellent
- Not Applicable

12. Transparency and fairness of evaluation system/ internal exam.

322 responses

About 85.8 % students are satisfied with the transparency and fairness of evaluation

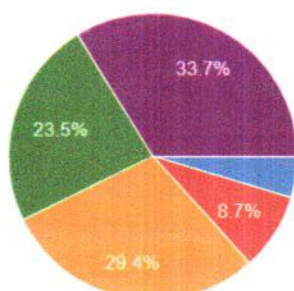


- 1-Below Average
- 2-Average
- 3-Good
- 4-Very Good
- 5-Excellent
- Not Applicable

13. Completion of course on time

323 responses

About 86.6 % students are satisfied with the completion of course on time

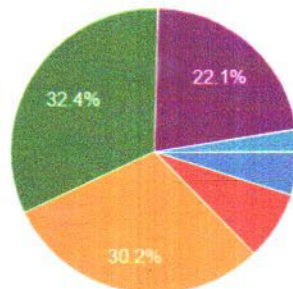


- 1-Below Average
- 2-Average
- 3-Good
- 4-Very Good
- 5-Excellent
- Not Applicable

Principal  
Silapathar College  
Silapathar

#### 14. Career counseling

321 responses

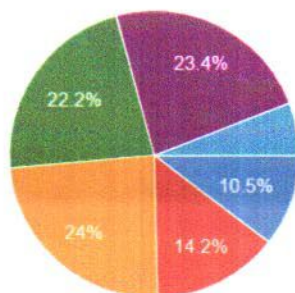


About 84.7 % students are satisfied with the career counseling

- 1-Below Average
- 2-Average
- 3-Good
- 4-Very Good
- 5-Excellent
- Not Applicable

#### 15. Classroom Facilities (LCD/Audio/Computer/Seating Arrangement Etc.)

325 responses

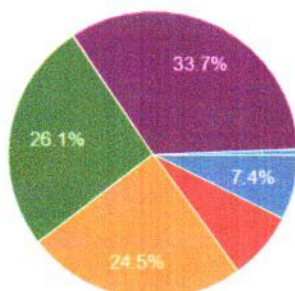


About 85.8 % students are satisfied with the Classroom facilities

- 1-Below Average
- 2-Average
- 3-Good
- 4-Very Good
- 5-Excellent
- Not Applicable

#### 16. Library Reading Room Facility

326 responses



About 84.3 % students are satisfied with the Library room facility

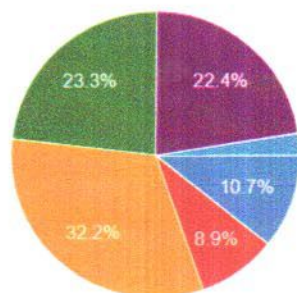
- 1-Below Average
- 2-Average
- 3-Good
- 4-Very Good
- 5-Excellent
- Not Applicable

*Handwritten signature*  
20/12/24

Principal  
Silapathar College  
Silapathar

### 17. Library Digital Resources and Reading Material Support

326 responses

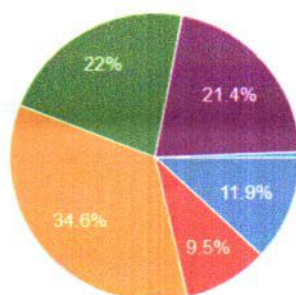


- 1-Below Average
- 2-Average
- 3-Good
- 4-Very Good
- 5-Excellent
- Not Applicable

About 77.9 % students are satisfied with Library digital resources and reading material

### 19. Sports Facility

327 responses

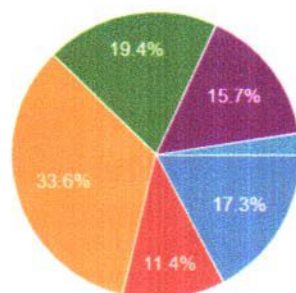


- 1-Below Average
- 2-Average
- 3-Good
- 4-Very Good
- 5-Excellent
- Not Applicable

About 78 % students are satisfied with the Sports facility

### 20. Food Outlets/Canteens

324 responses



- 1-Below Average
- 2-Average
- 3-Good
- 4-Very Good
- 5-Excellent
- Not Applicable

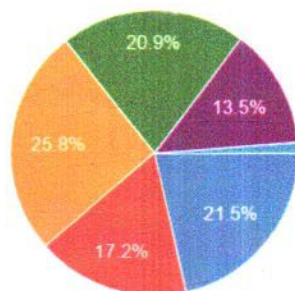
About 68.7 % students are satisfied with the Food outlets/Canteen

*Handwritten signature*  
28/12/21

Principal  
Silapathar College  
Silapathar

### 21. Drinking Water Facility

326 responses

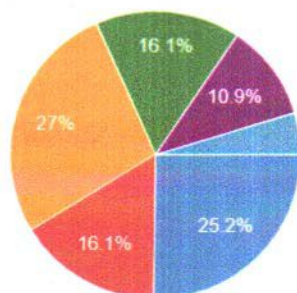


About 60.2 students are satisfied with the drinking water facility

- 1-Below Average
- 2-Average
- 3-Good
- 4-Very Good
- 5-Excellent
- Not Applicable

### 22. Washroom Facilities

322 responses

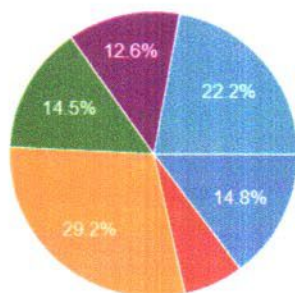


About 54.0 % students are satisfied with the Washroom facility

- 1-Below Average
- 2-Average
- 3-Good
- 4-Very Good
- 5-Excellent
- Not Applicable

### 23. Hostel Facility

325 responses



About 56.3 % students are satisfied with the Hostel facility

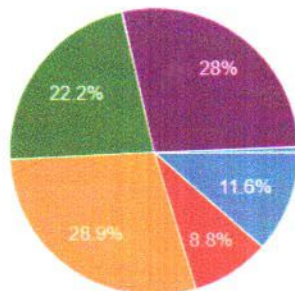
- 1-Below Average
- 2-Average
- 3-Good
- 4-Very Good
- 5-Excellent
- Not Applicable

ndg  
28/12/21  
Principal  
Silapathar College  
Silapathar



#### 24. Principal

329 responses

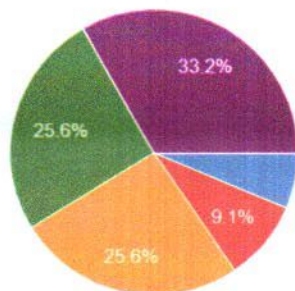


About 79.1 % students are satisfied with the Principal

- 1-Below Average
- 2-Average
- 3-Good
- 4-Very Good
- 5-Excellent
- Not Applicable

#### 25. Vice Principal

328 responses

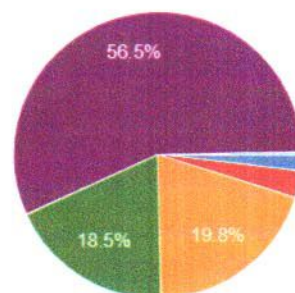


About 84.4% students are satisfied with the Vice-Principal

- 1-Below Average
- 2-Average
- 3-Good
- 4-Very Good
- 5-Excellent
- Not Applicable

#### 26. Head of the department

329 responses



About 94.9 % students are satisfied with the head of the Department

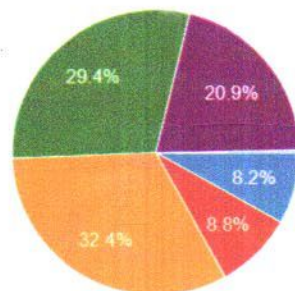
- 1-Below Average
- 2-Average
- 3-Good
- 4-Very Good
- 5-Excellent
- Not Applicable

Principal  
Silapathar College  
Silapathar

### 27. Library Staff

330 responses

About 82.7 % students are satisfied with the Library staff

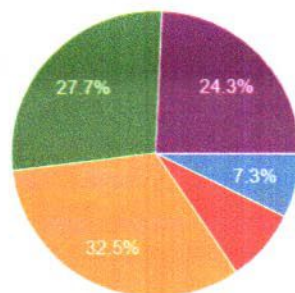


- 1-Below Average
- 2-Average
- 3-Good
- 4-Very Good
- 5-Excellent
- Not Applicable

### 28. Office Staff

329 responses

About 84.5 % students are satisfied with the office staff

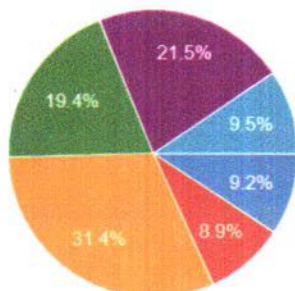


- 1-Below Average
- 2-Average
- 3-Good
- 4-Very Good
- 5-Excellent
- Not Applicable

### 29. Gate keeper

325 responses

About 72.3 % students are satisfied with the gatekeeper

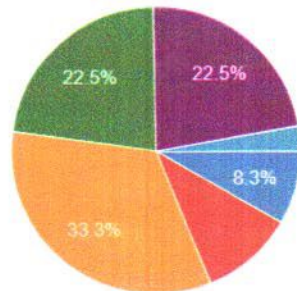


- 1-Below Average
- 2-Average
- 3-Good
- 4-Very Good
- 5-Excellent
- Not Applicable

W8  
28/12/21  
Principal  
Silapathar College  
Silapathar

### 30. Satisfaction with the fee structure of B.A./ B.Sc. /Certificate Programme

324 responses

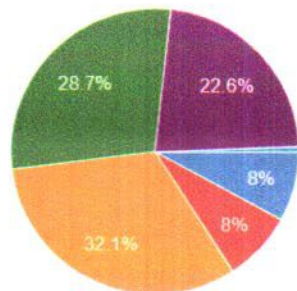


- 1-Below Average
- 2-Average
- 3-Good
- 4-Very Good
- 5-Excellent
- Not Applicable

About 78.3 % students are satisfied with the fee structure of the courses

### 31. Satisfaction with notice board updation

327 responses

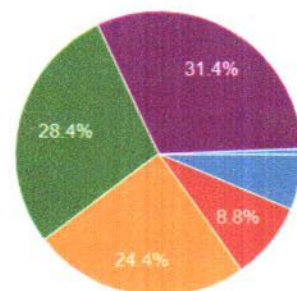


- 1-Below Average
- 2-Average
- 3-Good
- 4-Very Good
- 5-Excellent
- Not Applicable

About 83.4 % students are satisfied with the notice board updation

### 32. Classrooms

328 responses



- 1-Below Average
- 2-Average
- 3-Good
- 4-Very Good
- 5-Excellent
- Not Applicable

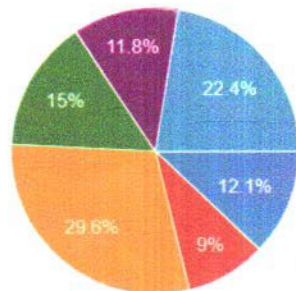
About 84.2 % students are satisfied with the classroom

Principal  
Silapathar College  
Silapathar

### 33. Hostels

321 responses

About 56.4 % students are satisfied with the hostel

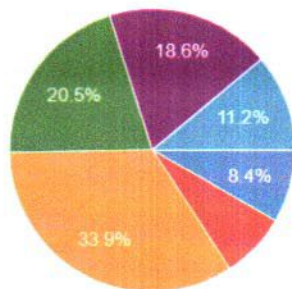


- 1-Below Average
- 2-Average
- 3-Good
- 4-Very Good
- 5-Excellent
- Not Applicable

### 34. Laboratory

322 responses

About 73.0 % students are satisfied with the Laboratory

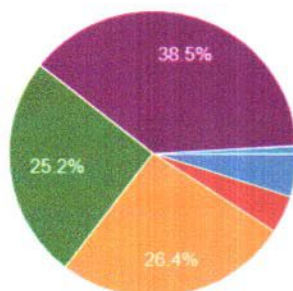


- 1-Below Average
- 2-Average
- 3-Good
- 4-Very Good
- 5-Excellent
- Not Applicable

### 35. Library

330 responses

About 90.1 % students are satisfied with the Library



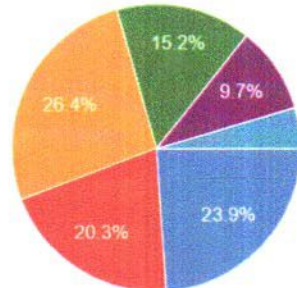
- 1-Below Average
- 2-Average
- 3-Good
- 4-Very Good
- 5-Excellent
- Not Applicable

28/12/21



### 36. Toilets

330 responses

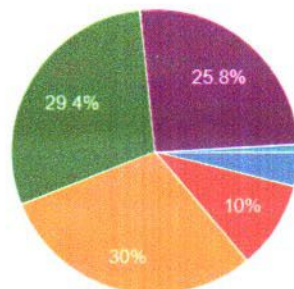


About 51.3 % students are Satisfied with the toilets

- 1-Below Average
- 2-Average
- 3-Good
- 4-Very Good
- 5-Excellent
- Not Applicable

### 37. College Campus

330 responses

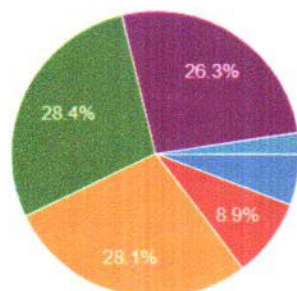


About 85.2 % students are satisfied with the College campus

- 1-Below Average
- 2-Average
- 3-Good
- 4-Very Good
- 5-Excellent
- Not Applicable

### 38. Timely delivery of course books

327 responses



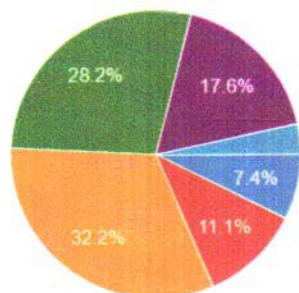
About 82.8 % students are satisfied with the timely delivery of course books

- 1-Below Average
- 2-Average
- 3-Good
- 4-Very Good
- 5-Excellent
- Not Applicable

*28/12/21*  
Principal  
Silapathar College  
Silapathar

### 39. Quality of books offered in the book bank

323 responses

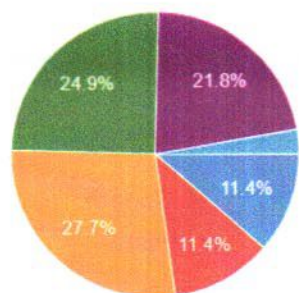


About 78 % students are satisfied with the quality of books offered in the book Bank

- 1-Below Average
- 2-Average
- 3- Good
- 4- Very Good
- 5- Excellent
- Not Applicable

### 40. Availability of books for all subjects

325 responses

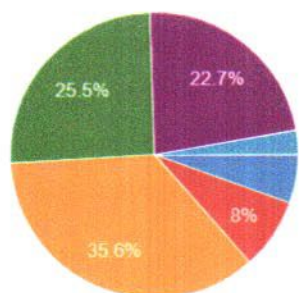


About 74.4 % students are satisfied with the availability of books for all subjects

- 1-Below Average
- 2-Average
- 3- Good
- 4- Very Good
- 5- Excellent
- Not Applicable

### 41. Availability of proper sitting arrangements

326 responses



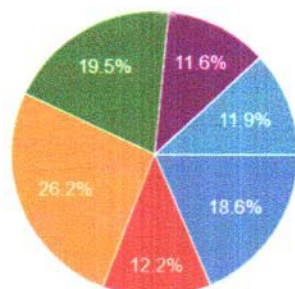
About 83.8 % students are satisfied with the proper sitting arrangements

- 1-Below Average
- 2-Average
- 3- Good
- 4- Very Good
- 5- Excellent
- Not Applicable

Principal  
Silapathar College  
Silapathar

#### 42.Satisfaction with Computer facilities

328 responses

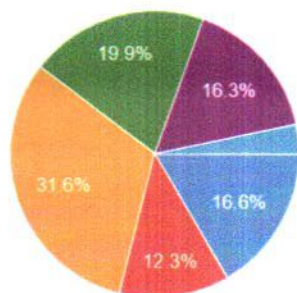


About 57.3% students are satisfied with the Computer facilities

- 1-Below Average
- 2-Average
- 3-Good
- 4-Very Good
- 5-Excellent
- Not Applicable

#### 43.Satisfaction with Canteen facilities

326 responses

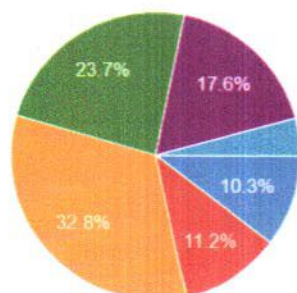


About 67.8 % students are satisfied with the canteen facilities

- 1-Below Average
- 2-Average
- 3-Good
- 4-Very Good
- 5-Excellent
- Not Applicable

#### 44. Satisfaction with Security facilities of the college

329 responses



About 74.1 % students are satisfied with the security facilities

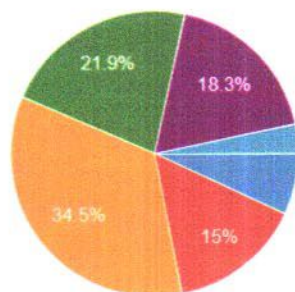
- 1-Below Average
- 2-Average
- 3-Good
- 4-Very Good
- 5-Excellent
- Not Applicable

*Handwritten signature*  
20/12/21

Principal  
Silapathar College  
Silapathar

#### 45. Satisfaction with Parking facilities

333 responses



About 74.7 % students are satisfied with the parking facilities

- 1-Below Average
- 2- Average
- 3- Good
- 4- Very Good
- 5- Excellent
- Not Applicable

*VB*  
28/11/21  
Principal  
Elapathar College  
Silapathar

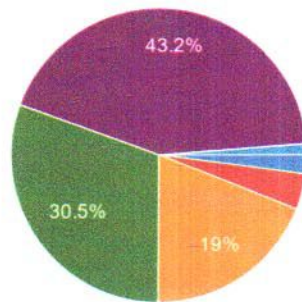


## STUDENT FEEDBACK ON SYLLABUS 2020-21

The feedback taken from students about the present syllabus and curriculum of the college reveals the following facts:

1. Is the syllabus well designed

331 responses

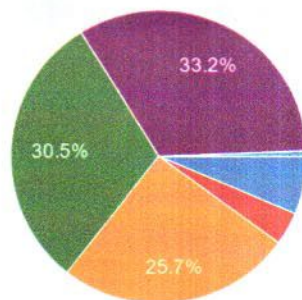


About 92.7 % students find the syllabus to be well designed.



2. Does the syllabus has enough content for a student to acquire sufficient knowledge to secure a subject related job?

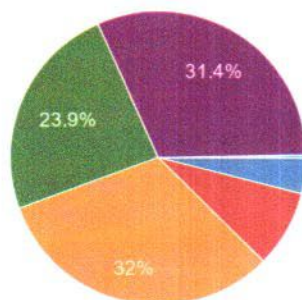
331 responses



About 89.4 % students are satisfied with the content of the syllabus to secure a subject related job

3. Did the syllabus create interest in you to pursue research in a particular topic ?

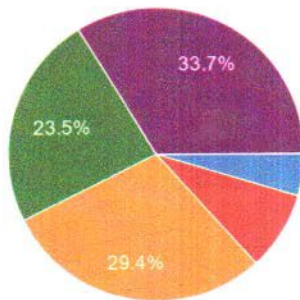
331 responses



About 87.3 % students finds that syllabus creates interests to pursue research

*Handwritten signature*  
28/11/21  
Principal  
Silapathar College  
Silapathar

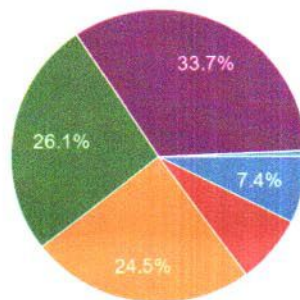
4. Rate the size of syllabus in terms of load on the student  
323 responses



About 86.6 % students are satisfied with the syllabus load

- 1-Below Average
- 2-Average
- 3-Good
- 4-Very Good
- 5-Excellent
- Not Applicable

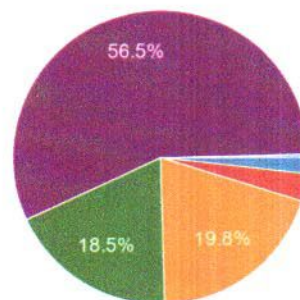
5. How do you qualify the relevance of syllabus of each course to the recent trends and developments?  
326 responses



About 84.3 % finds that syllabus is designed to recent developments

- 1-Below Average
- 2-Average
- 3-Good
- 4-Very Good
- 5-Excellent
- Not Applicable

6. Overall feedback on syllabus  
329 responses



- 1-Below Average
- 2-Average
- 3-Good
- 4-Very Good
- 5-Excellent
- Not Applicable

About 94.8 % students are satisfied with overall syllabus

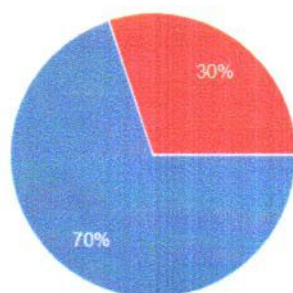
Principal  
Silapathar College  
Silapathar

## EMPLOYEES FEEDBACK 2020-21

The feedback taken from Employees about the present syllabus and curriculum of the college reveals the following facts

Select Your Profile

10 responses

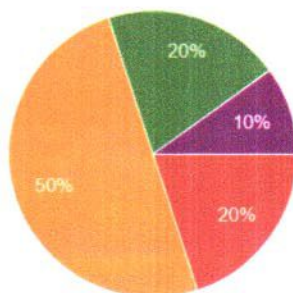


● Admin Staff  
● Library Staff

About 80.0% Employees find the curriculum to adopt new methods and technology.

1. Inclination to adopt new methods and technology

10 responses

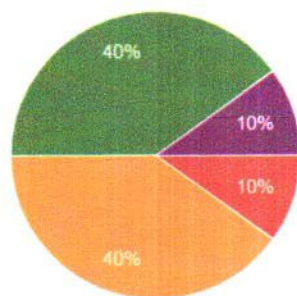


● 1-Below Average  
● 2-Average  
● 3-Good  
● 4-Very Good  
● 5-Excellent

u/s  
28/11/21  
Principal  
Silapathar College  
Silapathar

2. The curriculum enhances problem solving mentality and ability to innovate

10 responses

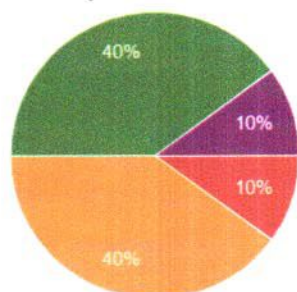


- 1-Below Average
- 2- Average
- 3- Good
- 4- Very Good
- 5- Excellent

About 90.0% Employees find the curriculum to enhance problem solving mentality and ability to innovate

3. The curriculum promotes team work mentality

10 responses



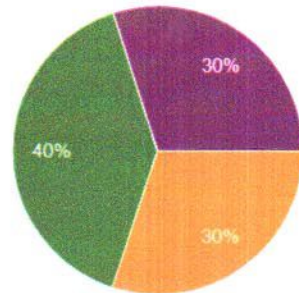
- 1-Below Average
- 2- Average
- 3- Good
- 4- Very Good
- 5- Excellent

About 90.0% Employees find the curriculum to promote team work mentality.

*Signature*  
28/12/21  
Principal  
Silapathar College  
Silapathar



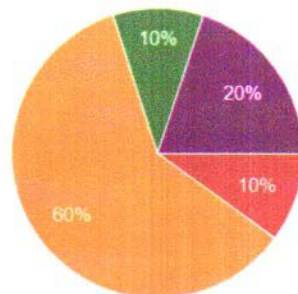
4. Soft-skills provided by the curriculum and institution  
10 responses



About 80.0%  
Employees believed  
that the curriculum  
provides soft-skills.

- 1- Below Average
- 2- Average
- 3- Good
- 4- Very Good
- 5- Excellent

5. The curriculum ensures professional ethics and attitude  
10 responses



About 80.0% Employees  
believed that the  
curriculum provides  
professional ethics and  
attitude

- 1- Below Average
- 2- Average
- 3- Good
- 4- Very Good
- 5- Excellent

28/11/21  
Principal  
Silapathar College  
Silapathar